

# THE ENTERPRISE MISSION 2005 STATISTICS



# 2005 Statistics

Cumulative Visitor Statistics

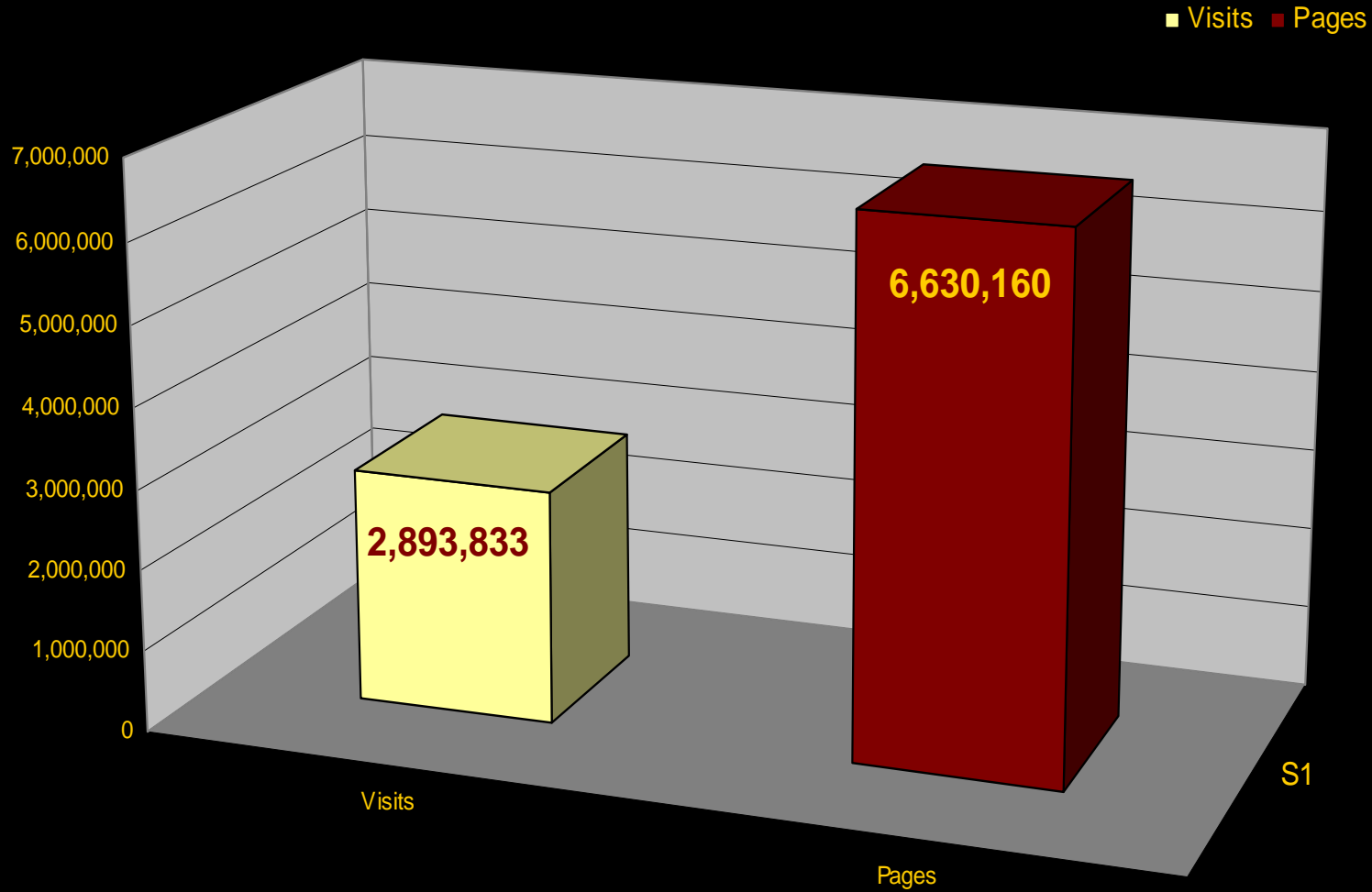
Monthly Traffic Summary			
Month	Visits	Pages	KBytes
Jan	190,737	442,959	170,503,745
Feb	295,878	734,234	317,144,107
Mar	245,610	583,348	251,063,155
Apr	195,021	408,972	175,485,253
May	171,202	343,341	145,228,340
Jun	167,618	355,256	154,600,531
Jul	201,039	547,387	196,571,546
Aug	293,119	722,226	287,990,959
Sep	382,409	889,463	518,885,961
Oct	308,086	663,199	637,202,916
Nov	248,782	532,963	438,851,412
Dec	194,332	406,812	295,417,721

Annual Traffic Summary			
Year	Visits	Pages	KBytes
2005	2,893,833	6,630,160	3,588,945,646



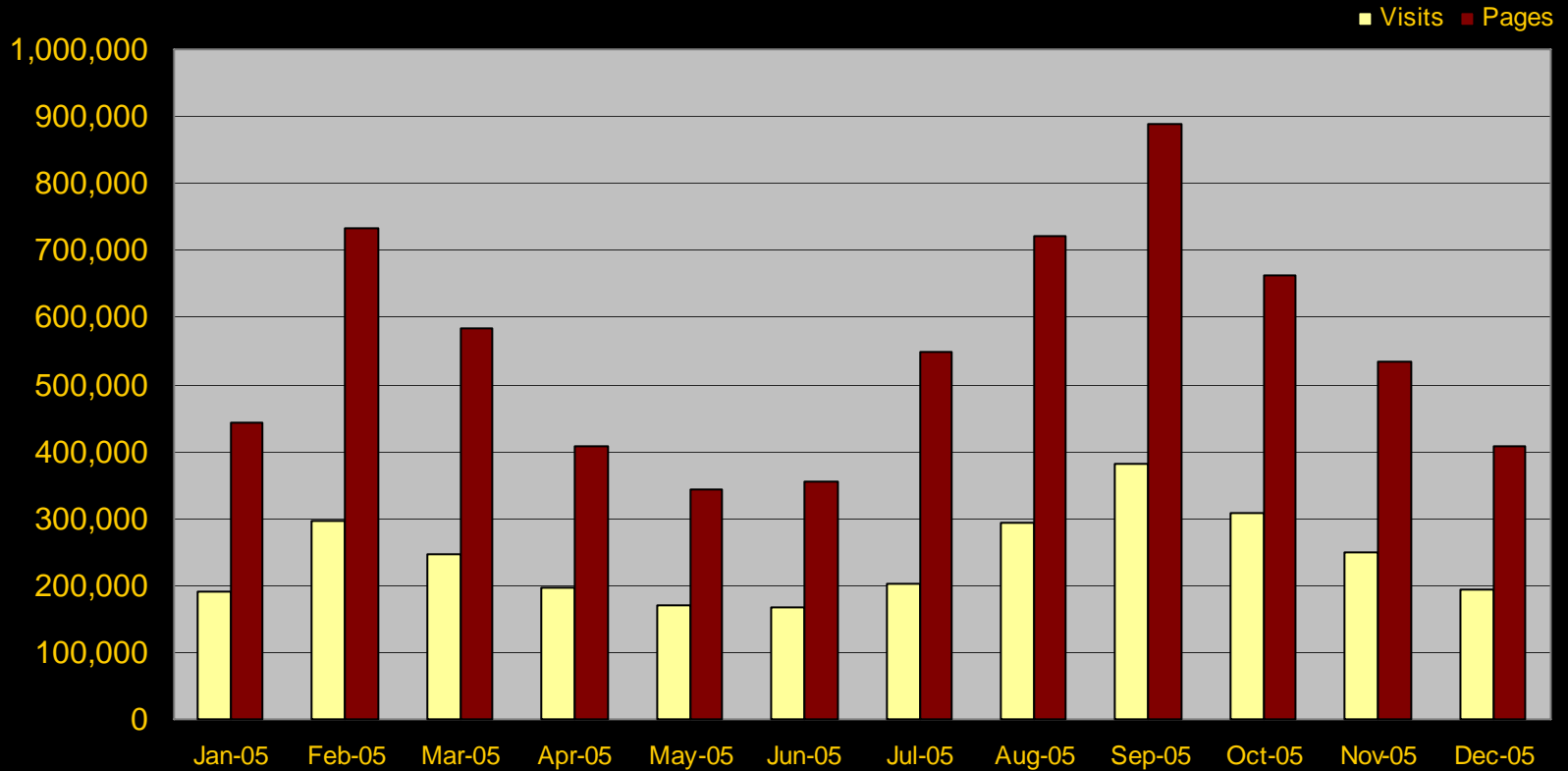
# 2005 Statistics

## Annual Page & Visitor Count



# 2005 Statistics

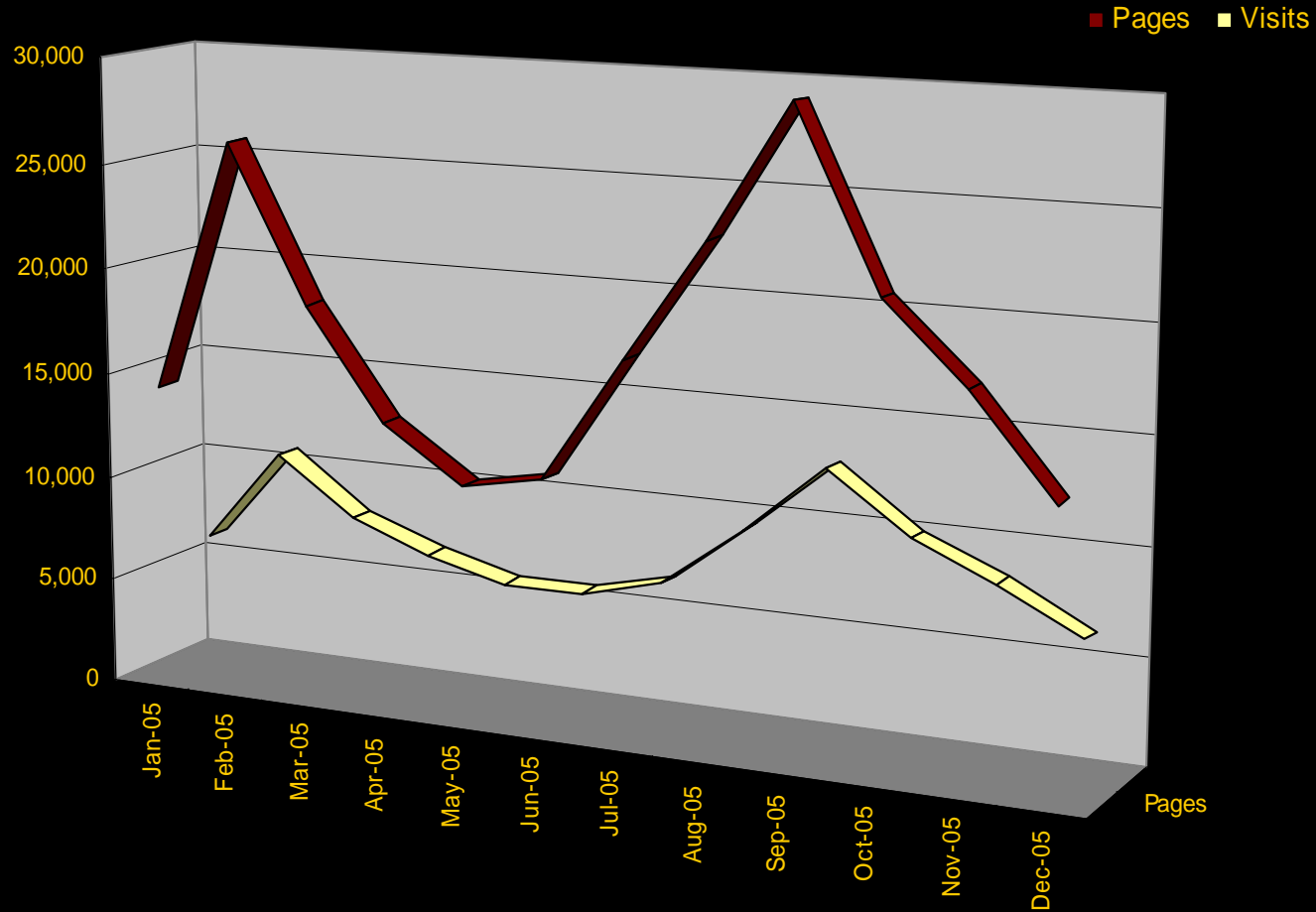
## Monthly Page & Visitor Count



	Dec-05	Nov-05	Oct-05	Sep-05	Aug-05	Jul-05	Jun-05	May-05	Apr-05	Mar-05	Feb-05	Jan-05
■ Visits	194,332	248,782	308,086	382,409	293,119	201,039	167,618	171,202	195,021	245,610	295,878	190,737
■ Pages	406,812	532,963	663,199	889,463	722,226	547,387	355,256	343,341	408,972	583,348	734,234	442,959

# 2005 Statistics

## Daily Average Traffic Count



	Dec-05	Nov-05	Oct-05	Sep-05	Aug-05	Jul-05	Jun-05	May-05	Apr-05	Mar-05	Feb-05	Jan-05
■ Pages	13,122	17,765	21,393	29,648	23,297	17,657	11,841	11,075	13,632	18,817	26,222	14,289
■ Visits	6,268	8,292	9,938	12,746	9,455	6,485	5,587	5,522	6,500	7,922	10,567	6,152